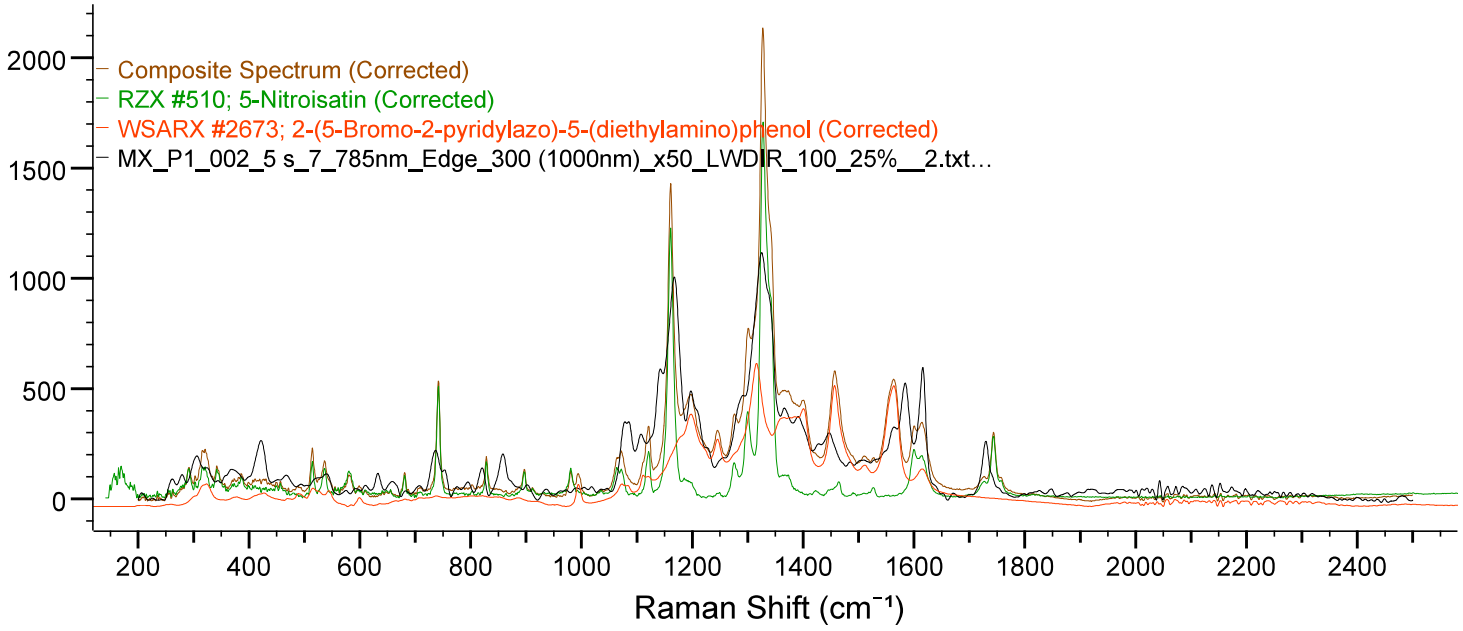

Manual Corrections: None
Ranges: Full
Search Algorithm: Correlation
Query Path: E:\1. Análises SNOM\#MPs_PEIXE_MOCAMBIQUE\MZ_MPT\MX_P1_002_5 s_7_785nm_Edge_300 (1000nm)_x50_LWDIR_100_25%__2.txt_MT.txt

mpositi	Score	Name	Compound Type	Ratio	Info	Spectrum	Chemical Structure
	74.85	Composite Spectrum		N.A.		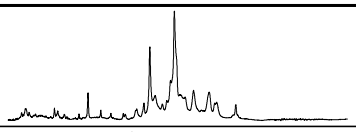	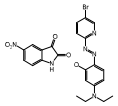
		5-Nitroisatin	Pure	0.72		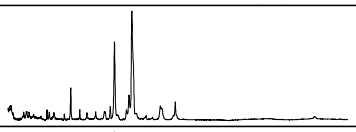	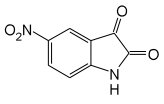
		2-(5-Bromo-2-pyridylazo)-5-(diethylamino)phenol		0.28		